


Energy Issues

IEP Newsletter

Crude Oil Price Volatility Continues

By: IEP Staff Writer



INSIDE THIS ISSUE:


Crude Oil Price Volatility Continues 1

IEP's New Location 1

Wind Energy Update 2

Natural Gas Update 3

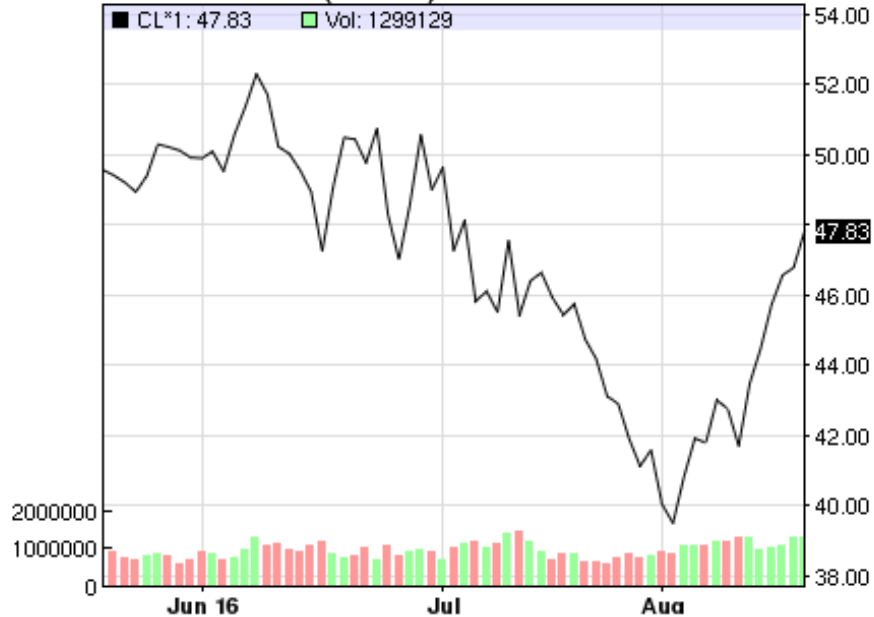
In the first three months of 2016 the top seven (7) oil producing countries were.



	million barrels/ day
Russia	10.5
Saudi Arabia	10.0
U.S.	9.2
Iraq	4.3
China	4.1
Canada	3.8
Iran	3.5

Source: CNN Money

CLU16 - Crude Oil WTI (NYMEX)



Source: Nasdaq.com

Over the past several months crude oil has shown its continued volatility. In June the price peaked at over US\$52.00 per barrel. In early August the Nymex price had dropped briefly to less than US\$40.00 per barrel. By the date of this article (August 18th), the price had rebounded to nearly US\$48.00 per barrel. The decline in price from mid-July through early August was the apparent result of the renewed concern of overproduction. The recent increase has been attributed to efforts by Middle Eastern producers to stabilize pricing.

IEP's New Location

By: IEP Staff Writer

Effective the first of September IEP will be moving to its offices. We will be relocating from Garner, NC to Fuquay Varina, NC, a suburb community southwest of Raleigh, NC. The new address after that date will be:

Institute of Energy Professionals
362 Apalachia Lake Drive
Fuquay Varina, NC 27526-3966

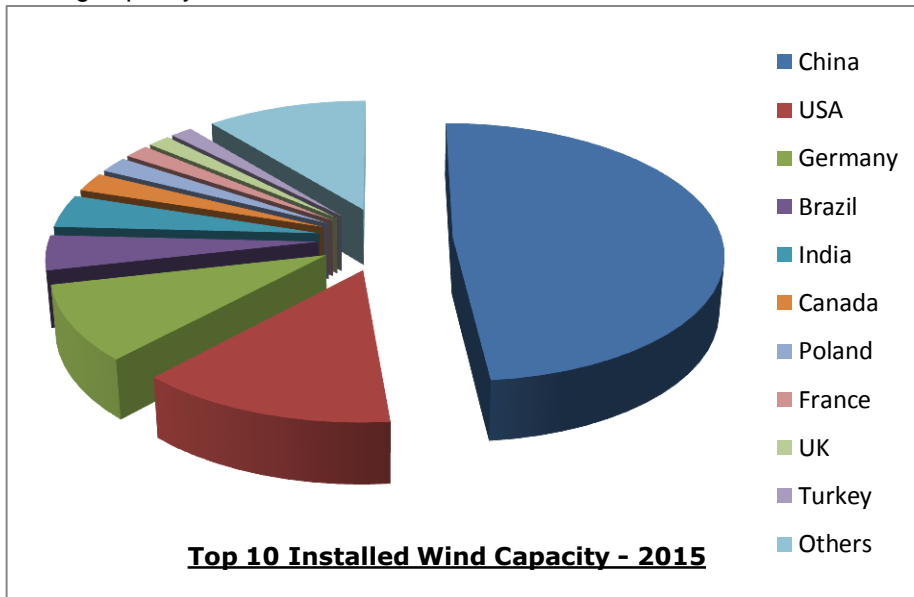
The move will take approximately one week to complete. Therefore, communications will be somewhat limited during that time frame. We appreciate your patience and look forward to serving you from our new location.

(Note: Apalachia is spelled correctly with only one "P".)

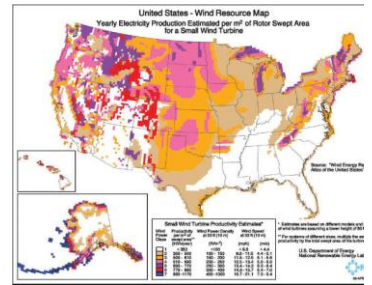
Wind Energy Update

By: Thomas D. Mull, PE, PEM, CEM

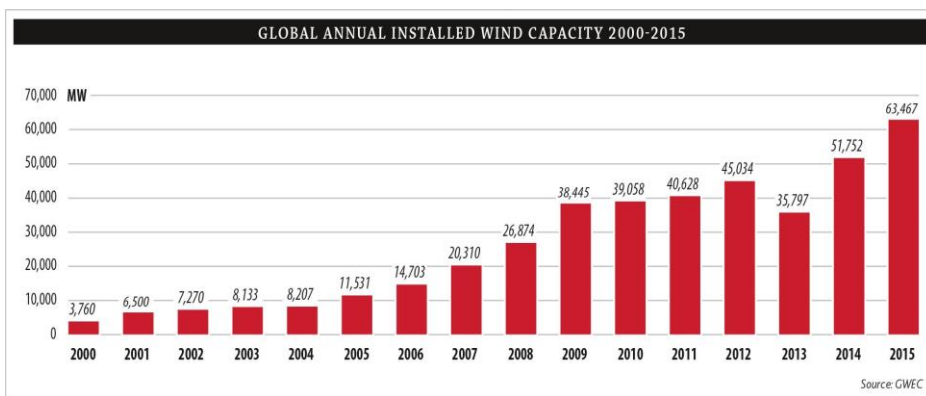
According to data reported from several sources, between 63,135 – 63,467 megawatts (MW) of wind-powered electrical generating capacity was installed worldwide in 2015. This is approximately a 23% increase over 2014. The largest portion of this, 48% (30,293 – 30,753 MW), is attributed to China, with the USA second with 13.5% (8,598 MW), and Germany third with 6,013 MW. Collectively, these three (3) countries account for over 71% of the world's 2015 installed wind generating capacity.



U.S. wind turbines generated almost 191 million megawatt-hours of electricity in 2015. This equates to 4.55% of the total generated. Hydro continues to dominate renewable electrical generation with approximately 6% of the total in 2015.



US Wind Resource Map



Source: Graph courtesy of Global Wind Energy Council

2015 Installed Wind Capacity

Country	Megawatts
China	30,753
USA	8,598
Germany	6,013
Brazil	2,754
India	2,623
Canada	1,506
Poland	1,266
France	1,073
UK	975
Turkey	956

Data Source: Global Wind Energy Council

Institute of Energy Professionals
 362 Apalachia Lake Drive
 Fuquay Varina, NC 27526-3966

Natural Gas Update

By: IEP Staff Writer

In May 2016 the U.S dry gas production was 2,261.7 billion cubic feet. Production has continually been in excess of 2,000 billion cubic feet per month since March of 2014.

Source: U.S. EIA

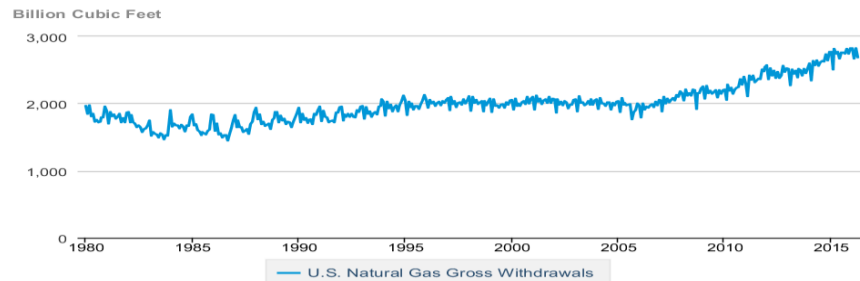
US natural gas production has been following an upward trend for the past ten (10) years, thanks in large part to improvements in technology that has enabled the cost-effective accessing of shale gas. For 2016 that trend is continuing with April's production (latest data available at the time of this Newsletter) of 2.212 million cubic feet. Unfortunately, a comparison to total the world's output is not possible at this time, since world production values typically lag and are sporadic, without all countries reporting. Regardless, production and lower natural gas costs continue to fuel everything from new residential dwellings to electrical power generation.

The first graph below shows U.S. natural gas withdrawals (billions cubic feet) since 1980, while the lower graph reflects more recent and projected world consumption (trillion cubic feet).



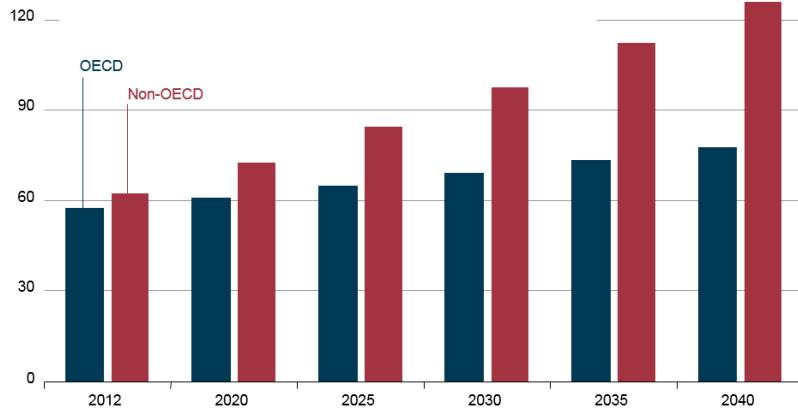
U.S. Interstate Pipelines - 2007

U.S. Natural Gas Gross Withdrawals



Source: U.S. Energy Information Administration

OECD is the Organization of Economic Cooperation and Development comprised of the U.S., much of Europe and other producing countries.



IEP Contact Information:

Phone (USA):
1-919-280-3480

E-mail: Contactus@theiep.org

Website:

[http:// www. theiep.org](http://www.theiep.org)